



Google Arts & Culture

Learn Anywhere: Bauhaus Everywhere

In association with



LEXICON

Wassily Kandinsky, Yellow-Red-Blue. No. 314, Wassily Kandinsky, 1925, 1960, Bauhaus Dessau

How to use this lesson plan

This plan takes you on an exciting journey with plenty of links through to amazing online content, so no need to print.

This lesson plan is suitable for anyone but we recommend it for ages 14 to 18. It's a lot of fun to go on this journey with parents, teachers or your friends, but it is designed so you can explore independently at your own pace. There are different types of questions to answer: can you discover, explore and invent? We think so.

Check in with your parents or teacher if you need to, but you'll need a tablet, computer or smartphone. You can do this *Learn Anywhere* Lesson on almost any device as long as you can get online and use a web browser.

There are 2 Chapters:

Chapter 1 - Bauhaus Everywhere 60 minutes

Chapter 2 - Extra Discovery 60 minutes

You'll see some helpful signs on the way:



Useful information
to guide you
through the lesson



Things you'll need to
watch, read, learn and
make things with during the
lesson.



Digital activity time.
Take quizzes and
explore.



Estimated time to do a
section of this lesson



Explore online content.
Discover videos, stories,
or go and look at and
zoom around pictures.



Activity time. This
is where you get
to design, make or
write something of
your own.



Headphones to listen
to videos and audio




3D Model for you to spin
around and explore.



Things you'll need

Things that will help you during this *Learn Anywhere* lesson.



Scrap Paper




Plasticine or Modelling Clay



Brush and Paint




Tablet or Computer



Scissors/Craft Knife



Notepad



Pens and Pencils

Welcome to *Learn Anywhere: Bauhaus Everywhere*

In this *Learn Anywhere* lesson, you are going to learn about the influential design school of Bauhaus. Discover for yourself how Bauhaus buildings are distinctive. You will investigate the architecture of Bauhaus. Hunt for facts and details and then design and build your own Bauhaus model. Get ready to investigate...

What will you do?

1. Go on an adventure to discover the buildings of Bauhaus. Where are they? Who designed them? What is like to live or work in one?
2. Hunt for facts and secrets that very few people know about Bauhaus.
3. Design and build your own Bauhaus model using digital apps, paper/cardboard and pencils/pens, or make one out of modelling clay or craft materials around the house.



addenda architects (Gonzalez Hinz Zabala) and Thomas Meyer (Photo), Architectural art, Lucy Raven: Lichtspielhaus, 2019, Bauhaus Dessau

What will you learn?

1. What is architecture?
2. What is Bauhaus?
3. What is modernism?
4. What was it like to study at the Bauhaus?
5. What artforms were studied at the Bauhaus?


After studying this lesson, you will be able to:

1. Describe and identify the different features of Bauhaus including principles and art forms
2. Understand the influence of Bauhaus on everyday life
3. Design and build your own Bauhaus model, using art and design techniques

Vocabulary: architecture, art, Bauhaus, colour, craft, design, dynamic, font, form, furniture, graphic design, industrial design, model, modernism, moodboard, Paul Klee, shape, sketch, textiles, typeface, Walter Gropius, Wassily Kandinsky, weaving.

There's one more thing to know before you go on your lesson. Google Arts & Culture pictures are big. So big that you can zoom in. Explore. Sometimes right down to pencil line width.

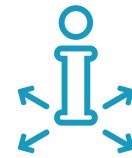
So you just need to click on a link, then on the Magnifying Glass symbol and zoom in with the Zoom Slider. Drag the white box around and you can explore the picture. You'll find out for yourself. Here's an example of a Google Arts & Culture picture and the zoom slider.





Walter Gropius, Bauhaus Dessau, 1919/1933, British Fashion Council

Chapter 1



What's this chapter about?
Bauhaus Design School



What will I do?
Explore the origins of Bauhaus
Explore what it was like to be a student at Bauhaus
Tour the original Bauhaus building
Travel the Earth to see Bauhaus buildings around the world
Build your own Bauhaus model



How long will this chapter take?
60 minutes



Bauhaus Dessau

Bauhaus is everywhere. Bauhaus, which translates as "the building house", was founded in Weimar, Germany in 1919, by architect Walter Gropius, as a school of art, design and architecture.

Considered one of the most influential schools of art and design of the twentieth century, the Bauhaus forged a unique educational vision to help create a new generation of artists and designers.

The principle was art, painting and sculpture all in one, dissolving the traditional boundaries between the disciplines, between arts and crafts, to design beautiful things for everyone.

Phenomenally influential, it has affected art, architecture, furniture, clothing and textiles, and even fonts. It catapulted this movement - part of an art and design philosophy that was called "modernist" - across the world. The principle was art, painting and sculpture all in one.

Not just functional, but beautiful. Not just a place but art too.


The Bauhaus school building in Dessau, designed by Gropius, in 1925, strongly reflects the Bauhaus principles.



Click [here](#) to explore the history of Bauhaus.



Click [here](#) to find out more about Bauhaus influence on the modernist movement.



László Moholy-Nagy, Untitled, from the portfolio Konstruktionen: Kestnermappe 6, 1923, Museum of Fine Arts, Boston

The training students received at the Bauhaus was pioneering and innovative. The Bauhaus way was to try and gain a deep understanding of things and use them in a very simple way to create art.

First they were taught colours, shapes, forms and materials, and how these different elements could be used together. First-year students discovered these ideas through exercises that challenged them to learn about elements.

Exercises in drawing and dividing up squares, for example, pushed students to consider how the placement and use of elements affected an image or design. How the choice of colours, how you compose a piece of work, what to include or exclude, might create differences. Producing shocking or astounding art.

Did placing one form or shape and colour next to another cause a piece of work to be harmonious or "tense"? Were there tensions, rhythms, contrasts, like in music where something is discordant or unpleasant to the ear, or where something is beautiful to hear?

Similarly, Bauhaus encouraged students to understand and question what forms and shapes and colours made things harmonious and proportional, or strange and disproportional. The students worked in workshops on metal, weaving, and other crafts, creating designs that were beautiful and functional. This meant that they could be mass produced and afforded by many people rather than just a privileged wealthy few.



Click [here](#) to explore this artwork by Bauhaus artist László Moholy-Nagy.



Could you make it as a Bauhaus student? Click [here](#) to find out what their life was like.



Let's have a look at Bauhaus architecture. We'll start with a tour of the Bauhaus building itself. Everything that became known as "Bauhaus" is here. Click [here](#) to explore stunning 360 views of the building.

The Building of the Future

A tour of the famous Bauhaus building, built after designs by Walter Gropius in Dessau in 1925-6



Ludwig Mies van der Rohe, Westmount Square, Montreal, 1967, British Fashion Council

Despite the founding directors, Walter Gropius, Hannes Meyer and Ludwig Mies van der Rohe, all being architects, the Bauhaus had no architecture department.

It was founded on a principle of "Gesamtkunstwerk" ('total' work of art) which brought all the arts, including architecture, together. Mies van der Rohe, designed the building in the picture in 1967.

However, it wasn't all glass high rises and functional buildings. The Bauhaus created model homes for the modern world - the most famous being the Masters' Houses, created by Walter Gropius himself. Click [here](#) to find out more.

The decorative arts were integral to the Bauhaus and wallpaper turned out to be its most successful commercial product. The key was combining functional minimalist style with beautiful patterns.



Click [here](#) to explore how Bauhaus influenced housing.



Would you like to decorate your house in the Bauhaus style? Click [here](#), to get some hints and tips.



Not every idea makes it into the real world. There are plenty of examples of Bauhaus building projects that were never fully realised.

Don't forget the founding principle of the Bauhaus was, as Walter Gropius said:

"Let us together create the new building of the future, which will be everything in one form: architecture and sculpture and painting."

This cannot be achieved without experimentation - in sketches, in models, and blueprints. The Bauhaus created moodboards, which brought together pictures and forms in one place so that they could visualise, on one board, how something might look. Testing to see which elements they ought to include in their design. This is something you can do, collecting images of different things that you find fascinating and see how they might work together.

Architects today use highly sophisticated software to design and test their buildings before construction but their offices are still full of sketches, moodboards and inspirational models to help us all "see" what a building will look like.



Click [here](#) to load a 3D model of the house in your web browser. You can zoom and move it around to explore.



Click [here](#) to explore other examples of unbuilt projects.



Bauhaus became one of the most influential architectural styles in the world. Let's finish off this chapter by exploring stunning Google Earth views of Bauhaus buildings around the world. Click [here](#) to zoom around the world.

Around the World in Google Earth

Discover the Bauhaus architecture beyond Germany



Activity time. Can you draw or build your own Bauhaus building or piece of art, either on a tablet or with some paper or cardboard? Click [here](#) for a little tutorial with some Bauhaus design tips and hints to get you started.



Create Your Own Bauhaus 3D Honeycomb

Questions for Chapter 1

Let's finish this chapter with some questions. When you **Discover**, you are comprehending and remembering. When you **Explore**, you are really able to understand it and think it through. When you **Invent**, you are able to comprehend, understand, remember, analyse and do something cool with your new knowledge.

Discover:

You explored a lot about Bauhaus and modernism - what was the founding principle of Bauhaus?

Explore:

Why is it important to understand how Bauhaus has influenced the buildings in which we live and work today?

Invent:

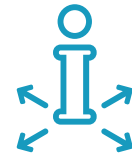
Think about the average kind of house that would have been seen and lived in by most people in 1918. How do you imagine the modernist Bauhaus style Master's Houses made people feel, when they saw them? Imagine you live in 1930. Write a letter to someone in your family, as if you had just seen one of these striking new houses for the first time. How would you describe them? Exciting? Scary? Would you want to live in them?





Wassily Kandinsky, *Kleine Welten IV*, 1922, Museum of Fine Arts, Boston

Chapter 2



What's this chapter about?
Extra Discovery



What will I do?
Explore the influence of the Bauhaus on art,
graphic design and furniture
Examine the role of women in the Bauhaus
Design a poster inspired by the Bauhaus



How long will this chapter take?
45 minutes



Marcel Breuer, Model B46 Chair, 1928-1930, Museo Nacional de Artes Decorativas, Spain

Bauhaus is everywhere.

We've explored one area of Bauhaus influence: architecture. This chapter takes you on a journey of discovery into Bauhaus art, furniture, graphic design, crafts and ends with looking at how women fared in the Bauhaus and how they influenced it.

Let's start with furniture.

The chair pictured is a chromed steel tube armchair made by Hungarian-American furniture designer and architect, Marcel Breuer in 1930. It is a great example of the way the artists educated at Bauhaus worked - Breuer was a combination of an architect, an artisan and a workshop teacher.

This chair is an example of the rejection of decoration in favour of functionality, one of the principles of the Bauhaus.



Click [here](#) to explore more about Bauhaus furniture.




Click [here](#) to learn about Marianne Brandt, who became head of the Bauhaus metal workshop.



Click [here](#) to investigate the crossover between art, craft and technology at the heart of Bauhaus.



One of the most visible areas that we can see the Bauhaus influence, aside from in buildings, is in art. Teachers at the Bauhaus included Paul Klee and Wassily Kandinsky, pioneers of abstract art. Click [here](#) to see an exploration of colour theory which so influenced these artists.



Paul Klee, Fish Magic(detail), 1925, Philadelphia Museum of Art



Developing new fonts, or typefaces, was one of the first things a Bauhaus student did and Bauhaus became highly influential on graphic design. Click [here](#) to see a treasure trove of typefaces. Have a look on your tablet or computer - how many typefaces can you access? Quite a lot.

BODE GYMNASTIK

HARMONISCHE UND RHYTHMISCHE KÖRPERERZIEHUNG

CHARLOTTE

SELVER - WITTGENSTEIN

[Söre Popitz, Bode Gymnastik \(Poster\), 1925/1930 Bauhaus Dessau](#)



Corona (Korona) Krause, Design for a Carpet, 1924, Bauhaus Dessau

To finish this exploration of Bauhaus Everywhere, we'll look at how women students fared at the Bauhaus.

One of the founding principles of the Bauhaus was equality. Walter Gropius wrote that "Any respectable person will be accepted, regardless of age or gender... Absolute equality, but also absolutely equal obligations".

However, this remained only a theory - women were permitted to study at the Bauhaus but most classes were not open to them, such as architecture. Weaving was taught by Gunta Stolzl, the only female master at the Bauhaus, who created enormous change within the weaving department as it changed from individual pictorial works to modern industrial designs.

The "women's course" at the Bauhaus developed into a commercial success, creating designs for textiles companies and gave many women the opportunity of earning money for their art and creativity.

The Bauhaus was closed in 1933, under pressure from the Nazi regime which came to power in Germany, March 1933. Many of the students and teachers, male and female, spread their wings to set up in practice in America, the United Kingdom and many other places.

Despite only existing for 14 years, the Bauhaus seeded a global movement and we are surrounded by its influence in our daily lives.



Click [here](#) to explore further the lives of female students at the Bauhaus.

Questions for Chapter 2

Time for some questions. Here's a reminder of how it works. When you **Discover**, you are comprehending and remembering. When you **Explore**, you are really able to understand it and think it through. When you **Invent**, you are able to comprehend, understand, remember, analyse and do something cool with your new knowledge.

Discover:

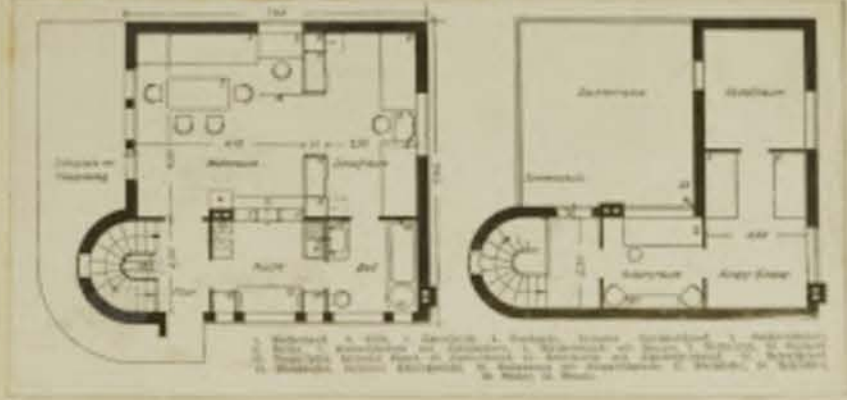
What is the difference between a typeface and a font?

Explore:

Why were women not allowed to take most classes at the Bauhaus?


Invent:

Students at the Bauhaus were allowed remarkable freedom to develop creative projects in art, architecture, furniture, graphic design, as long as they adhered to the Bauhaus principles. Design a poster celebrating the Bauhaus.



Congratulations. You have proven yourself an inventive Bauhaus student.

Continue your journey into Bauhaus and design [here](#)



Carl Fieger, Untitled (Dessau-Törten housing estate, Fieger House, view and groundplans), 1926, Bauhaus Dessau

Answers to all the questions

Chapter 1

Discover: You explored a lot about Bauhaus and modernism - what was the founding principle of Bauhaus?

Answer: Walter Gropius said: "Let us together create the new building of the future, which will be everything in one form: architecture and sculpture and painting."

Explore: Why is it important to understand how Bauhaus has influenced the buildings in which we live and work today?

Answers may vary but can include understanding the principles of design and the historical context of the Bauhaus. The principles are used in design from iPhones to vehicles, today. The idea of form and function being art, painting and sculpture in one is now a fundamental part of industrial design and therefore likely to be an important part of your future working life.

Invent: Think about the average kind of house that would have been seen and lived in by most people in 1918. How do you imagine the modernist Bauhaus style Master's Houses made people feel, when they saw them? Imagine you are in 1933. Write a letter to someone in your family, as if you had just seen one of these striking new houses for the first time. How would you describe them? Exciting? Scary? Would you want to live in them?

Answer: answers may vary but attempts to capture how shocking and astonishing this radical new design was would be ideal. Some people would have hated the idea of such radical change, others would have thought it looked futuristic and remarkably cool.

Building exercise: Answers may vary but should take account of Bauhaus principles of simplicity and functionality.

Chapter 2

Discover: What is the difference between a typeface and a font?

Answer: A typeface is the collective name of a family of related fonts (such as Times New Roman), while fonts refer to the weights, widths, and styles that constitute a typeface (such as Times New Roman Regular, Italic, Bold, etc.)

Explore: Why were women not allowed to take most classes at the Bauhaus?

Answers can vary but should include reference to the beliefs of the time, e.g., that creativity was masculine.

Invent: Students at the Bauhaus were allowed remarkable freedom to develop creative projects in art, architecture, furniture, graphic design, as long as they adhered to the Bauhaus principles. Design a poster celebrating the Bauhaus.

Answers may vary but should take account of Bauhaus principles of simplicity and functionality.